

Waste Collection Guide

MOYNE SHIRE COUNCIL'S THREE BIN KERBSIDE WASTE COLLECTION SERVICE; RECYCLING, ORGANICS AND GARBAGE

Kitchen Caddies and Liners are being introduced 3rd July 2017

See inside this brochure for information about each bin.

Recyclables - yellow lid. Collected fortnightly on alternate weeks.

Organics - green lid. Collected fortnightly on alternate weeks.

Garbage - red lid. Collected weekly.



Refer to the Waste Collection Calendar, www.moyne.vic.gov.au/waste or call on 5568 0555 for collection information



Garbage

Place these items in your garbage bin:



Plastic bags and other plastics that are not marked code  to  (i.e. supermarket bags, glad wrap and soft plastic packaging.)



Ceramics and crockery (if broken, must be wrapped in paper and tied in plastic bag)



Household Rubbish.



Garbage


120 litre bin with red lid
Weekly Collection



Nappies, vacuum cleaner dust, cigarette butts and cold ash (must be wrapped).



Tips

- ✓ Place all garbage in this bin in a bag or container to reduce the chance of waste blowing out during collection.
- ✗ Do not place plastic containers that display the recycling triangle symbol  in this bin.
- ✗ Do not place chemicals, oils or building materials in this bin.

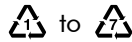
Recyclables

Place these items in your recycling bin:



Milk and juice cartons.

Plastic milk, juice, soft drink and detergent bottles (remove lids but still put in the recycling).



Newspapers, magazines, letters, envelopes, work and school papers, telephone books and catalogues.



Cardboard boxes.



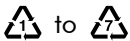
Recyclables

240 litre bin
with yellow lid
Fortnightly Collection

Look for these
symbols on plastics:



Dairy containers and take away food containers.




Aluminium, empty spray cans, steel cans and foil trays.



Glass bottles and jars.

Tips

- ✓ Washing out containers will help reduce odours coming from your bin.
- ✗ Do not place recyclables in plastic bags
- ✗ Do not place other plastic containers that do not display the recycling triangle symbol 
- ✗ Do not place broken glass, ceramics and cooking utensils in this bin.
- ✗ Do not place light globes or waxed cardboard in this bin.

Food Organics Garden Organics

Place these items in your organics bin:



Grass clippings.



Leaves



Dog droppings & bones



green biodegradable
bag liners full with
contents



Organics

240 litre bin
with green lid
Fortnightly Collection



Flowers



Weeds



Prunings, twigs and
small branches.



Small non-treated timber offcuts.

Tips

- ✓ Place these items loose in the bin and do not compact as the bin may not empty.
- ✓ If you line the bottom of your bin with leaves, lawn clippings are less likely to stick to the bottom.
- ✗ Strictly no plastics or other household garbage in this bin as it will reduce the ability of this material to be used for compost.
- ✗ **Do not place in this bin garbage, rocks, stumps, plastic shopping bags, plastics, bricks, building material, nappies, car parts, glass, scrap metal.**

Food Organics Garden Organics

Place these items in your Kitchen Caddie:

More than 50% of household waste is organic material that can be composted.



Coffee grounds, tea bags



Food scraps, vegetable peels, dairy products



Kitchen Caddie

7 litre bin



Meat, prawn shells, fish scales



Tissues, paper towels



Egg shells, hair, feather



Soiled paper for wrapping food and kitchen scraps.

Tips

- ✓ Only use Green Biodegradable Bag Liners in your kitchen caddie. These green biodegradable bag liners are derived from corn and are fully compostable.
- ✓ Kitchen caddie contents must be emptied into your green lid Organics bin.
- ✗ Do not place plastic supermarket bags in the kitchen caddie.

Green Biodegradable Bag Liners

Your Food Organics system

Green Biodegradable Bag Liners will be delivered annually. If you require more than the allocated amount, they are also available from all Moyne Shire Waste Facilities at a small charge.



Tips

- ✓ Made from a natural starch-based polymer derived from corn
- ✓ Only use Green Biodegradable Bag Liners in your FOGO system
- ✓ Green Biodegradable Bag Liners will break down in a composting environment
- ✓ Kitchen caddy liner and contents must be emptied into your green lid Organics bin.
- ✗ Do not place plastic supermarket bags in the kitchen caddy.